

Molding Shrinkage of KEPITAL

Tech Center

The molding shrinkage of plastics is the most important factor in determining the dimensions of the product by injection molding. It is also main factor in causing plastic deformation.

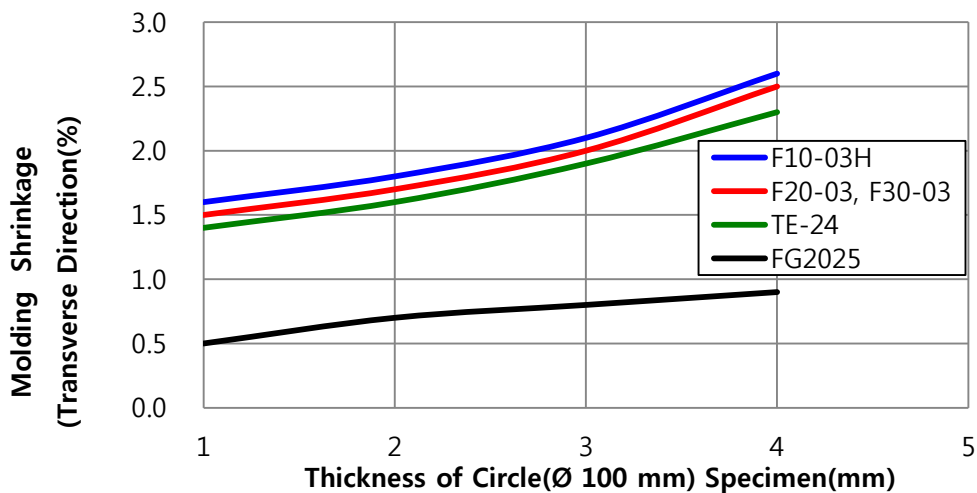
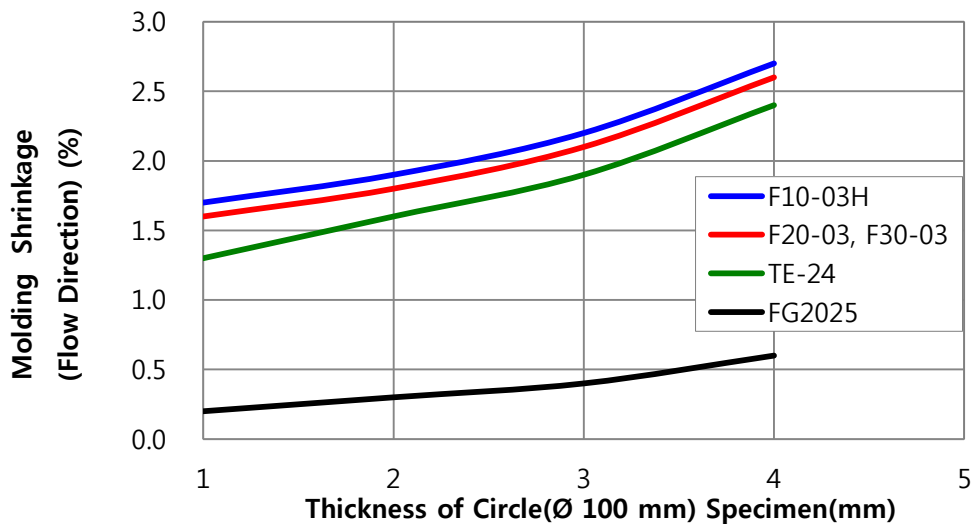
The molding shrinkage of plastics changes by not only the type of plastics but also processing conditions, and product design. To produce the desired form and dimensions of product, we should design the product mold considering the factors above. Beyond that, we must consider the molding shrinkage of plastics.

This article is about the molding shrinkage of KEPITAL.

These are test results that represent the change of molding shrinkage of KEPITAL major grades in connection with the main factors that affect molding shrinkage.(Specimen type, specimen size, injection molding condition etc.)

1. Molding Shrinkage of KEPITAL Major Grade in connection with Specimen Type

(1) Circle Specimen (Φ 100 mm)



Cf. Injection molding condition depending on the thickness of circle specimen

[Circle Specimen (Φ 100 mm)]

Classification	F10-03H			F20-03		F30-03				TE-24		FG2025				
	2t	3t	4t	1t	2t~4t	1t	2t	3t	4t	1t	2t~4t	2t	3t	4t		
Injection Pressure (kgf/cm ²)	1,000			800		800		900		1,000		800		1,000		
Injection Speed (mm/s)	16	44	63	31	16	16				16		16	16	69		
Holding Pressure Time : 15 s, Cooling Time : 12 s, Injection Temperature : 200 °C, Mold Temperature : 80°C																

(2) Square Specimen (60 mm x 60 mm x t 2 mm)

Classification		KEPITAL				
		F10-03H	F20-03	F30-03	TE-24	FG2025
Molding Shrinkage (%)	Flow Direction	2.1	2.0	2.0	1.9	0.7
	Transverse Direction	1.9	1.9	1.9	2.0	1.1

Cf. Injection Molding Condition [Square Specimen (60mm x 60mm x t 2mm)]

Classification	F10-03H	F20-03	F30-03	TE-24	FG2025
Injection Pressure(kgf/cm ²)	1,200	1,000	900	800	1,200
Injection speed : 16 mm/s, Holding Pressure Time : 15 s, Cooling Time : 12 s Injection Temperature : 200°C, Mold Temperature : 80°C					

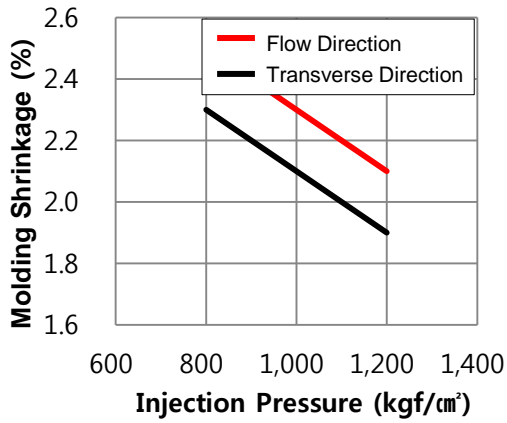
2. Molding Shrinkage of KEPITAL in connection with Injection Molding Condition

(1) Molding Shrinkage depending on Injection Pressure

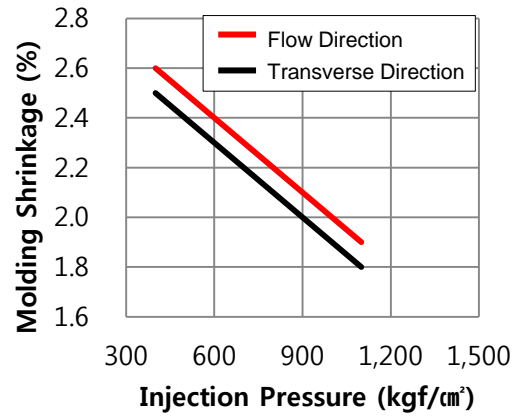
(Square Specimen: 60 mm x 60 mm x t 2 mm)

In general, the molding shrinkage of KEPITAL decreases as the injection pressure increases. These graphs display the molding shrinkage of KEPITAL major grades depending on injection pressure.

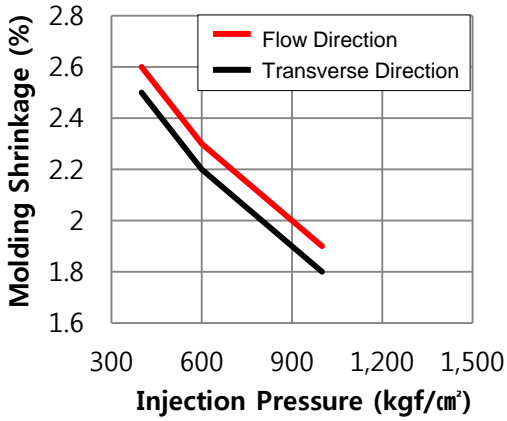
[KEPITAL F10-03H]



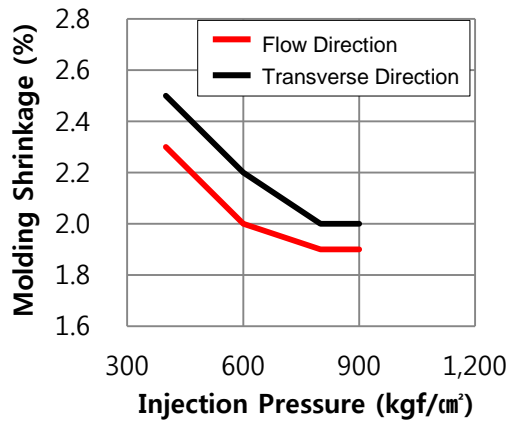
[KEPITAL F20-03]



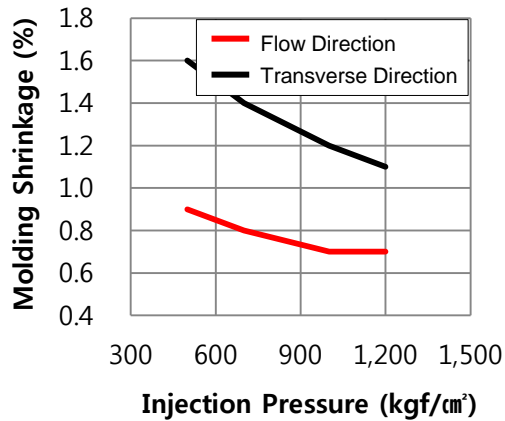
[KEPITAL F30-03]



[KEPITAL TE-24]



[KEPITAL FG2025]

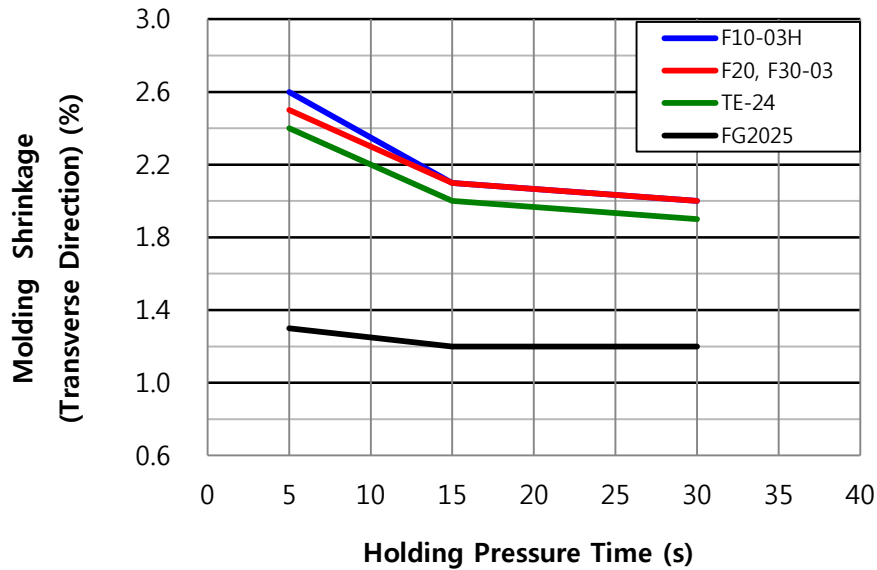
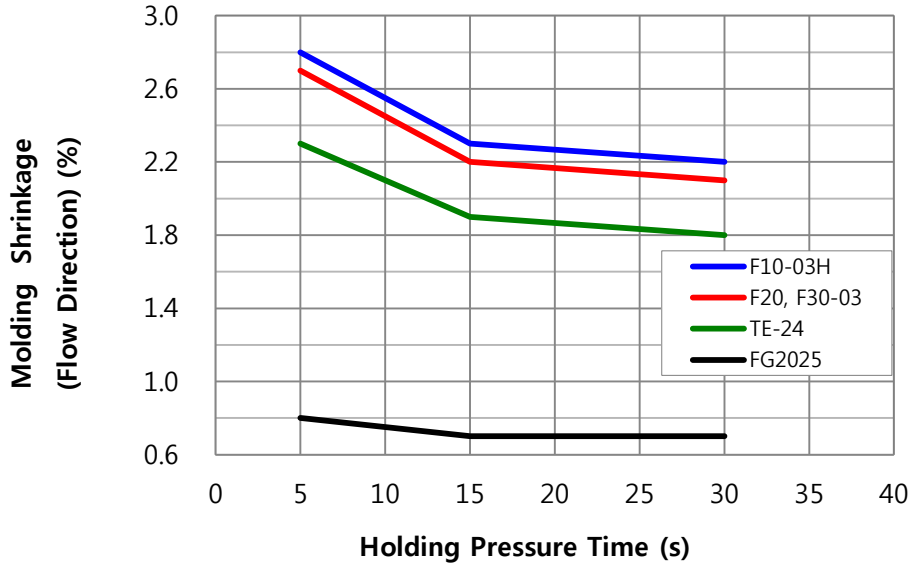


[Injection Condition]
 Injection Speed: 16 mm/s,
 Holding Pressure Time: 15 s, Cooling Time: 12 s,
 Injection Temperature: 200 °C, Mold Temperature: 80 °C

(2) Molding Shrinkage of KEPITAL in connection with Holding Pressure Time

(Square Specimen: 60 mm x 60 mm x t 2 mm)

In general, the molding shrinkage of KEPITAL decreases as the holding pressure time increases. These graphs display the molding shrinkage of KEPITAL major grades depending on holding pressure time.



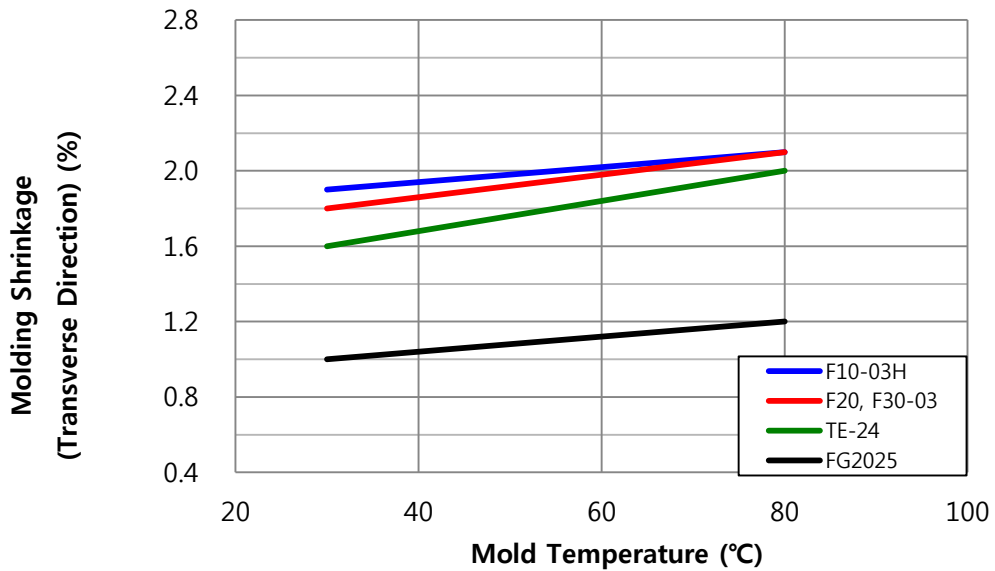
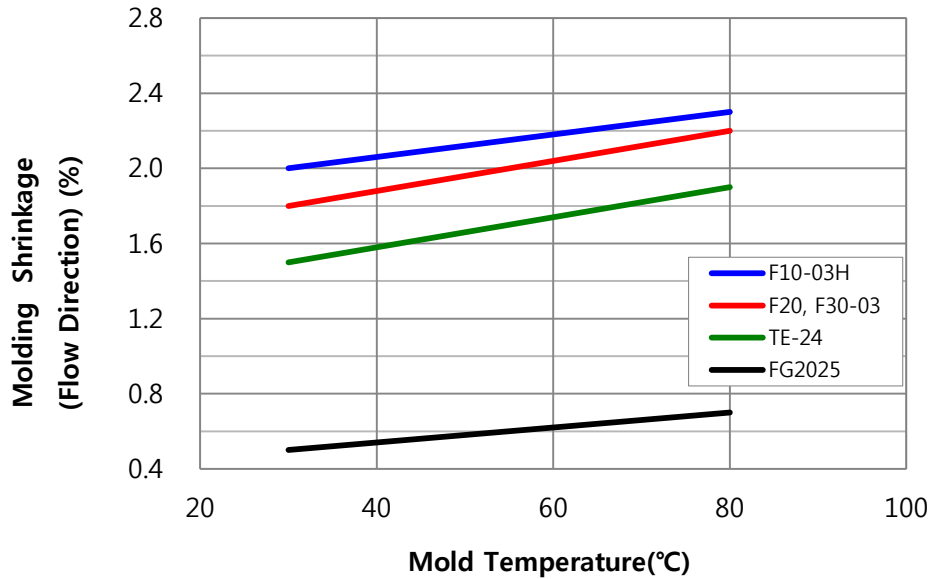
Cf. Injection Molding Condition [Square Specimen (60 mm x 60 mm x t 2 mm)]

Classification	F10-03H	F20-03	F30-03	TE-24	FG2025
Injection Pressure(kgf/cm ²)	1,000	1,000	700	800	1,000
Injection Speed : 16 mm/s, Cooling Time : 12 s, Injection Temperature : 200 °C, Mold Temperature : 80 °C					

(3) Molding Shrinkage of KEPITAL in connection with Mold Temperature

(Square Specimen: 60 mm x 60 mm x t 2 mm)

In general, the molding shrinkage of KEPITAL increases as the mold temperature increases. These graphs display the molding shrinkage of KEPITAL major grades depending on mold temperature.



Cf. Injection Molding Condition [Square Specimen (60 mm x 60 mm x t 2 mm)]

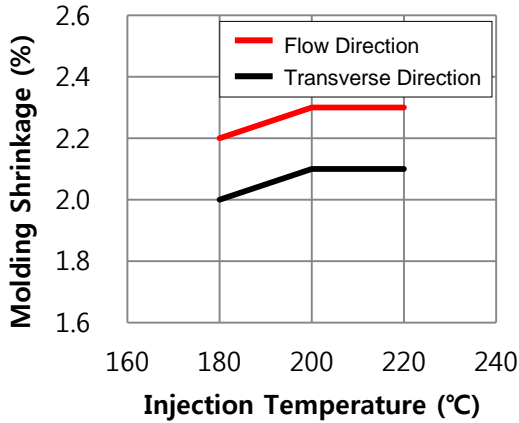
Classification	F10-03H	F20-03	F30-03	TE-24	FG2025
Injection Pressure(kgf/cm ²)	1,000	1,000	700	800	1,000
Injection Speed : 16 mm/s, Holding Pressure Time : 15 s, Cooling Time : 12 s, Injection Temperature : 200 °C					

(4) Molding Shrinkage of KEPITAL in connection with Injection Temperature

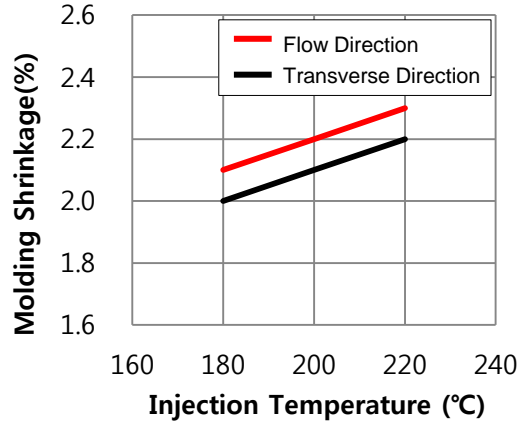
(Square Specimen: 60 mm x 60 mm x t 2 mm)

In general, the molding shrinkage of KEPITAL decreases as the injection temperature increases. These graphs display the molding shrinkage of KEPITAL major grades depending on injection temperature. Compared with other factors, injection temperature has little effect on molding shrinkage.

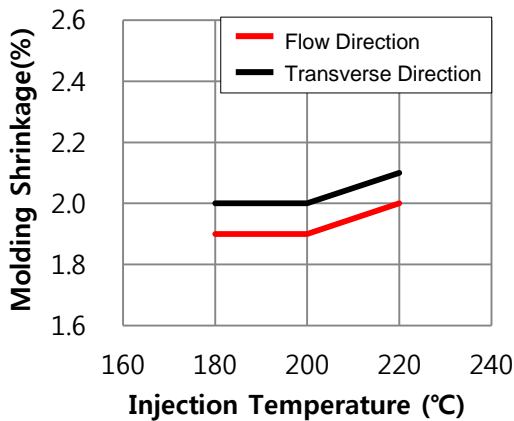
[KEPITAL F10-03H]



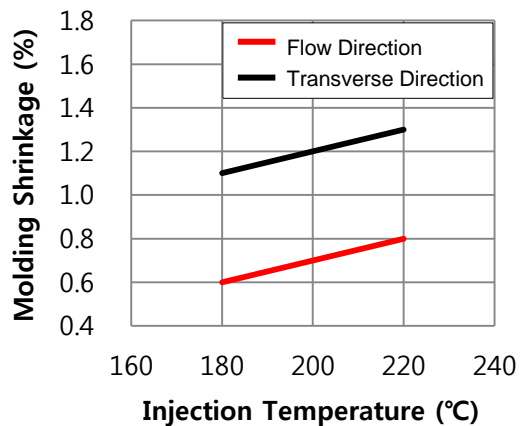
[KEPITAL F20-03, F30-03]



[KEPITAL TE-24]



[KEPITAL FG2025]



Cf. Injection Molding Condition [Square Specimen (60 mm x 60 mm x t 2 mm)]

Classification	F10-03H	F20-03	F30-03	TE-24	FG2025
Injection Pressure(kgf/cm ²)	1,200	1,000	900	800	1,200
Injection Speed : 16 mm/s, Holding Pressure Time : 15 s, Cooling Time : 12 s, Mold Temperature : 80 °C					

HQ

Mapo-daero 119 (Gongdeok-dong) Hyeoseong Bldg.
Mapo-gu, Seoul, Korea
Tel 82-2-707-6840 ~ 8, Telefax 82-2-714-9235

KEP Americas

106 North Denton Tap Road Suite 210-202 Coppell,
TX 75019, USA
Tel +1 888 KEPITAL, Telefax +1 888 537-3291

KEP Europe GmbH

Rheingaustrasse 190-196 D-65203 Wiesbaden, Germany
Tel +49 (0)611 962-7381, Telefax +49 (0)611 962-9132

KEP China

A1905, HongQiao Nanfeng Plaza, 100 Zunyi Road,
Shanghai, China
Tel +86 21 6237-1972, Telefax +86 21 6237-1803

Disclaimer: The information contained in this data sheet is based on our current knowledge and experience, so it may change as new knowledge and experience becomes available. This information is based on only above-mentioned product produced in Korea Engineering Plastics Co., Ltd. ("KEP") through relevant test methods and conditions and doesn't relate to any products made of this product with the inclusion of other additives, such as processing aids or colorants. This information should not be construed as a promise or guarantee of specific properties of this product described or its suitability for a particular application, so users make their own determination as to its suitability to their purposes prior to use this product. It is the sole responsibility of the users to investigate whether any existing patents are infringed by the use of this product. This product is not intended for use in medical and dental implants and users should meet all safety and health standards. KEP makes no warranty and assumes no liability in connection with any use of this information.